

## INTRODUCTION

**Precision Gear Transmissions** is headquartered in Satara, Maharashtra, India, engaged in the field of designing & manufacturing of planetary gearboxes as well as custom built gearboxes for various applications. **PRECISION** recommends reading the Customer Guide manual carefully and contacting our office to understand product warranty period and conditions.

## INSTALLATION

(For effective & proper installation, follow the instructions below.)

**1. Fastening :** Place gearbox on a surface providing adequate rigidity. Matching surface must be machined & flat. Matching surface must be within definite geometric tolerances. This is especially true for flange mounted gearboxes with splined hollow shafts.

**2. Connections :** Secure the connection parts, e.g. couplings, pulleys input & output. Do not tap them with hammers or similar tools.

**3. Direction of rotation :** Motors are connected to suitable electric or hydraulic circuit according to their direction of rotation when performing these connections. Bear in mind that, all gearbox whether in line or right angle design have the same direction of rotation both at input & output.

**4. Lubrication :** Before start up, fill the gearbox with the recommended lube oil up to correct level. Level is checked through the suitable plug or sight glass provided on each gearbox depending on designed mounting position.

## RECOMMENDED OIL BRANDS

BRAND	AMBIENT TEMPERATURE 5 C TO 30 C	AMBIENT TEMPERATURE 30 C TO 65 C	AMBIENT TEMPERATURE 40 C TO 75 C
INDIAN OIL HIDUSTHAN PETROLIUM	SERVO MESH 150	SERVO MESH 220	SERVO MESH 320
	GERVIL EP 150	GERVIL EP 220	GERVIL EP 320
BHARAT PETROLIUM	GRHP 150	GRHP 220	GRHP 320
ESSO	SPARTAN EP 150	SPARTAN EP 220	SPARTAN EP 320

Note : for applications with special operating conditions, consult the factory with complete information. Oil temperature must not exceed 90 deg.

## MAINTENANCE

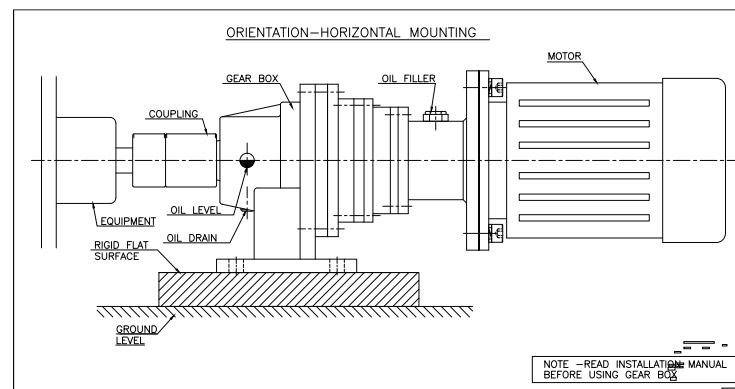
- Check the tightness of mounting bolts, after the initial 50 hours of operation.
- Change the oil first after 100-150 hours operation.
- Subsequently, change the oil every 2000-3000 hours operation depending on application.
- Alternatively change oil once in a year.
- Check the oil level in the gearbox every month and top up as required
- Have a general checkup every day.

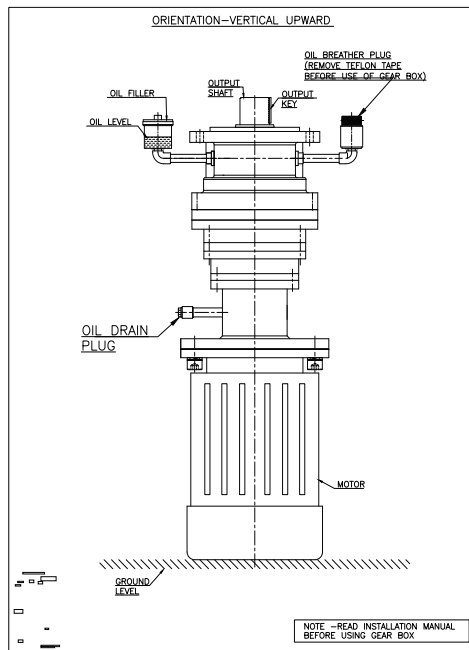
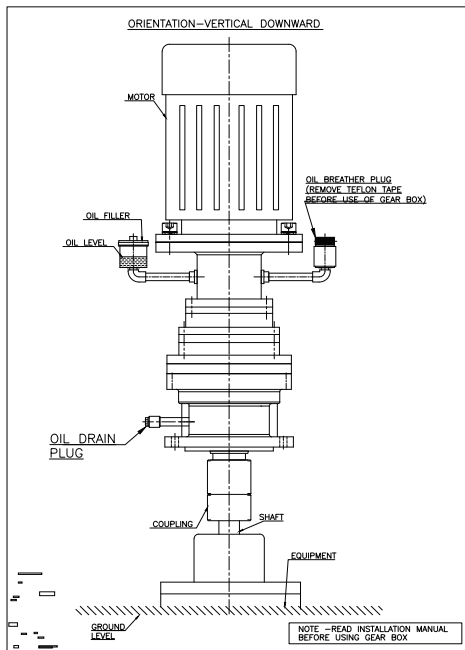
## STORAGE

- Observe the following instruction to ensure correct storage of delivered products.
- Do not store outdoors, in areas exposed to weather or with excessive humidity.
- Always place boards in wood or other material between floor and products to avoid direct contact with the floor.
- For storage periods of over 60 days oil machined surfaces such as flanges, shafts and couplings must be protected with a suitable anti-oxidation product (Mobilarm 248 or equivalent product.)
- The following measures must be taken in receipt of products for which the expected storage period exceeds 6 months.
  1. Cover outer machined parts and mating parts with grease to avoid oxidation.
  2. position the gearbox with the breather plug up and fill them with oil. Before use the gearbox should be filled with the proper amount of lubricant of the recommended type.

## SUPPLY CONDITIONS

- Gearbox are supplied as follows:
- Ready for installation in the mounting position as specified purchase order.
- Dry inner parts are protected by the oil used for final testing. (without oil filled)
- Painted with colors, Mating surface are not painted.
- Tested to in house specifications
- Suitably packed.
- Supplied with mounting must & bolts for IEC electric motors or hydraulic motors
- Noise level recommended upto 78 db.





## WARRANTY CARD

PRECISION Congratulations and thanks you for showing confidence in Precision Gear box and becoming our valued customer. PRECISION recommends reading the Customer Guide Manual carefully and contacting our office to understands the product warranty period and condition.

### CUSTOMER DETAILS

(The Warranty Card Should be retained by the customer for availing warranty service.)

CUSTOMER NAME : \_\_\_\_\_

ADDRESS : \_\_\_\_\_

Type : \_\_\_\_\_ Mounting : \_\_\_\_\_

Model No.: \_\_\_\_\_ Serial No.: \_\_\_\_\_


Date of Purchase :     /     /20

**Customer Sign & Date :**


**Mfg. Sign & Rubber Stamp**

This Warranty is subject to the following terms and conditions.

- ▶ The Warranty is give only to the original purchase of the product (customer)
- ▶ The Warranty will be applicable for the TWELVE (12) months from the date of orignal purchase invoice. and
- ▶ in No event later than the expiry of the warranty period.
- ▶ Customer should present the proof of purchase invoice for claiming this warranty.
- ▶ PRECISION obligation under this warranty shall be limited to repair or provide replacement of parts only. we shall repair or replace free of cost any defective part of parts of Gear Box of our option.
- ▶ Subjects to SATARA jurisdiction only.




## INSTALLATION GUIDE



**PRECISION GEAR TRANSMISSIONS  
SATARA**

## TRANSMISSION WITH PRECISION



Address : W-44, Additional M.I.D.C., Satara -415004. (Maharashtra) India.

Phone : (02162) 240551, Mobile : 09822625344

E-mail : [mktg.str@precisiongear.in](mailto:mktg.str@precisiongear.in) / [info@precisiongear.in](mailto:info@precisiongear.in)

Website : [www.precisiongear.in](http://www.precisiongear.in)